



NCUA

National Credit Union Administration

Eugene Schied

Office of the Chief Financial Officer



2021 – 2022 PROPOSED BUDGET

Staff Draft

Public Briefing
December 2, 2020



This presentation contains estimates that are pre-decisional and subject change.

Agenda

- **Strategic Context**
- **Key 2020 Accomplishments**
- **The NCUA's Draft 2021 – 2022 Budget**
 - Looking Ahead & Key Themes
 - 2021 – 2022 NCUA Resources
 - Budget Trends
 - Operating Budget & Use of Unspent 2020 Funds
 - Capital Budget
 - Share Insurance Fund Administrative Budget
 - Financing the NCUA Programs
- **Conclusion**

2021 – 2022 Budget: Strategic Context

Three strategic goals from the NCUA's 2018 – 2022 *Strategic Plan* underlie the funding proposed in the 2021 – 2022 Budget:

- **Goal 1: Ensure a safe and sound credit union system**
 - Aligns resources to strategic priorities, including initiatives that address changes within the credit union system and other emerging issues.
 - Proposes training investments to ensure the NCUA staff develop and can utilize advanced skills and tools. In 2021, this includes resources to train and prepare the NCUA staff to transition to using its modernized examination tool – MERIT.
- **Goal 2: Provide a regulatory framework that is transparent, efficient and improves consumer access**
 - Funds programs that keep regulations up to date and consistent with current law. The agency is committed to creating a more responsive system that encourages innovation, provides flexibility, protects safety and soundness.
 - Makes financial commitments to assist existing and prospective credit unions with expansion and new chartering activities.
- **Goal 3: Maximize organizational performance to enable mission success**
 - Invests in improved tools, technological improvements, and facilities for the NCUA staff to improve operational effectiveness and efficiency.
 - Provides resources to develop better human capital planning and processes.

Key 2020 Accomplishments

- **Operational changes in response to COVID-19 pandemic:**
 - The NCUA has been operating in a mandatory off-site posture since March 2020. This includes a nearly universal off-site examinations posture.
 - The NCUA responded to the pandemic by offering increased flexibilities for staff, amending regulations to provide increased flexibilities to credit unions, and issuing agency guidance on pandemic-related issues.
 - The NCUA quickly set priorities to respond to the pandemic and its potential impact on credit unions, credit union operations, and the Share Insurance Fund. Guidance was developed and issued to the credit union industry and NCUA staff. The NCUA updated the 2020 Supervisory Priorities Letter to Credit Unions and the Examiner's Guide, including updated review procedures for assessing the safety and soundness of credit unions during the pandemic.
 - The NCUA addressed regulatory and supervisory barriers for credit unions to respond to the crisis. The NCUA issued numerous Regulatory and Risk alerts to Credit Unions in response to rapidly changing conditions created by the pandemic, including:
 - Guidance about working with borrowers affected by the COVID-19 pandemic.
 - Summary of the Coronavirus Aid, Relief, and Economic Security (CARES) Act.
 - Risk alert about the potential for cybersecurity fraud during the COVID-19 pandemic.
 - A full list of all the guidance can be found at <https://www.ncua.gov/coronavirus>.

Key 2020 Accomplishments

- **Regulatory relief in response to COVID-19 pandemic:**
 - Regulatory changes were made that assist in responding to issues raised by the pandemic, including:
 - A streamlined process for Prompt Corrective Action due to excessive share growth and adjustments for total assets relating to Paycheck Protection Program loans along with the use of the Federal Reserve's Liquidity Facility.
 - An interim final rule that temporarily defers real estate-related appraisals and evaluations under the agency's appraisal regulations because the pandemic and social distancing directives
 - An interim final rule to enhance the agency's Central Liquidity Facility regulations by promulgating the legislative changes included in the Coronavirus Aid, Relief, and Economic Security (CARES) Act.
- **In addition, the NCUA made progress on its key 2020 performance goal to promulgate efficient, targeted regulation tailored to offer meaningful relief without undermining safety and soundness.**

Summary : 2021 – 2022 NCUA Resources

2021–2022 NCUA BUDGET RESOURCES										
Budget	2020 Board Approved Budget	2021 Requested Budget	Change (2020–2021)	Change Percent (2020–2021)	2022 Requested Budget	Change (2021–2022)	Change Percent (2021–2022)	2021 FTE	2022 FTE	FTE Change
Operating Budget	315,883,000	315,567,000	(316,000)	-0.1%	341,766,000	26,199,000	8.3%	1,186	1,186	-
Capital Budget	25,076,000	18,845,000	(6,231,000)	-24.8%	14,572,000	(4,273,000)	-22.7%	-	-	-
Share Insurance Fund Admin. Budget	6,450,000	8,098,000	1,648,000	25.6%	7,880,000	(218,000)	-2.7%	5	5	-
Total	\$347,409,000	\$342,510,000	\$(4,899,000)	-1.4%	\$ 364,218,000	\$21,708,000	6.3%	1,191	1,191	-

- The Operating Budget decreases slightly between 2020 and 2021 largely as a result of one-time offsets from 2020 savings and is projected to increase in 2022.
- The Capital Budget decreases between 2020 and 2021 due to initial completion of MERIT development in 2020. MERIT will be fully deployed in 2021.
- The Share Insurance Fund Administrative Budget increases between 2020 and 2021 largely due to the costs of in-house stress test validation tools.

2021 Pandemic Risks

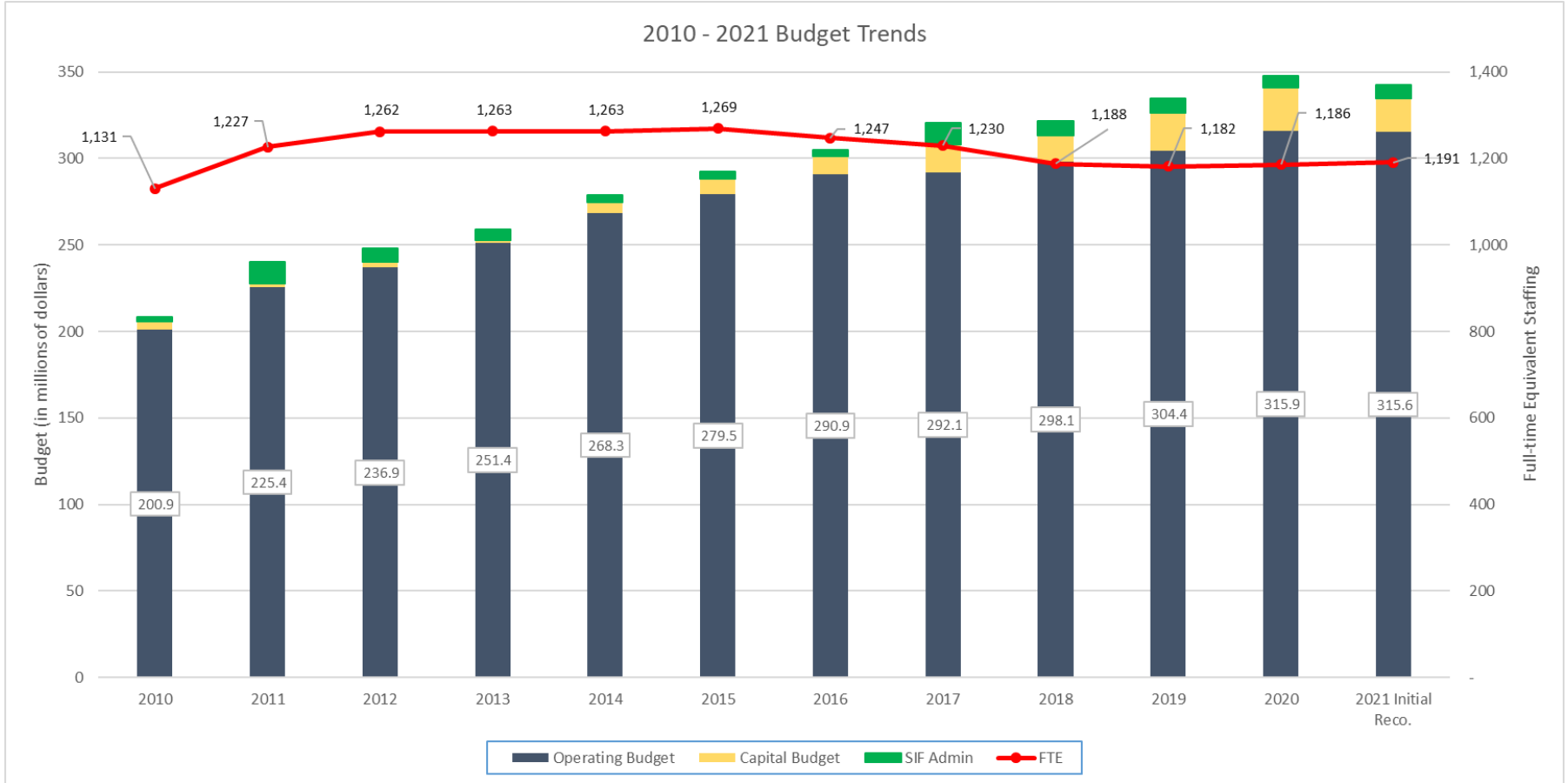
- **The overriding issue for 2021 will continue to be the impacts of the pandemic on credit unions, their financial condition and risk to the SIF, and NCUA operations. In addition to preparation and response already mentioned:**
 - Filling positions in the examination workforce to be fully staffed as we enter 2021.
 - Preparing contingency contracts for use by the Asset Management Assistance Center to assist with liquidations and conservatorships.
 - Continuing to use and adapt risk management tools and procedures to help analyze credit union financials to ensure we are proactive in working with credit unions.
 - Continuing to work closely with other federal and state agencies to ensure consistent guidance and ensure open lines of communication.
- **While the nominal funding level in the draft 2021 budget is lower due to carryover funding, the NCUA is prepared to respond to an uncertain economic outlook and has contingency plans that cover a range of scenarios.**
- **Also, much of NCUA's management of failed credit unions is funded through the asset management estates (and the SIF).**

Other Themes in the 2021-2022 Budget

- **Financial Inclusion**
 - New Agency Priority: Advancing Communities through Credit, Education, Stability, and Support (ACCESS).
- **Virtual Examination Project**
 - Increased use of off-site examinations work and data analytics.
- **ESM and Deployment of MERIT**
 - Full operational roll-out in 2021; COVID-19 pandemic resulted in delays scheduling nationwide training.
- **Regulatory Reform Initiatives**
- **Updated Operating Fee Methodology**
 - Exclusion of PPP loans and use of four-quarter average total assets.
 - Treatment of capital projects budget and miscellaneous revenue.

Budget Trends

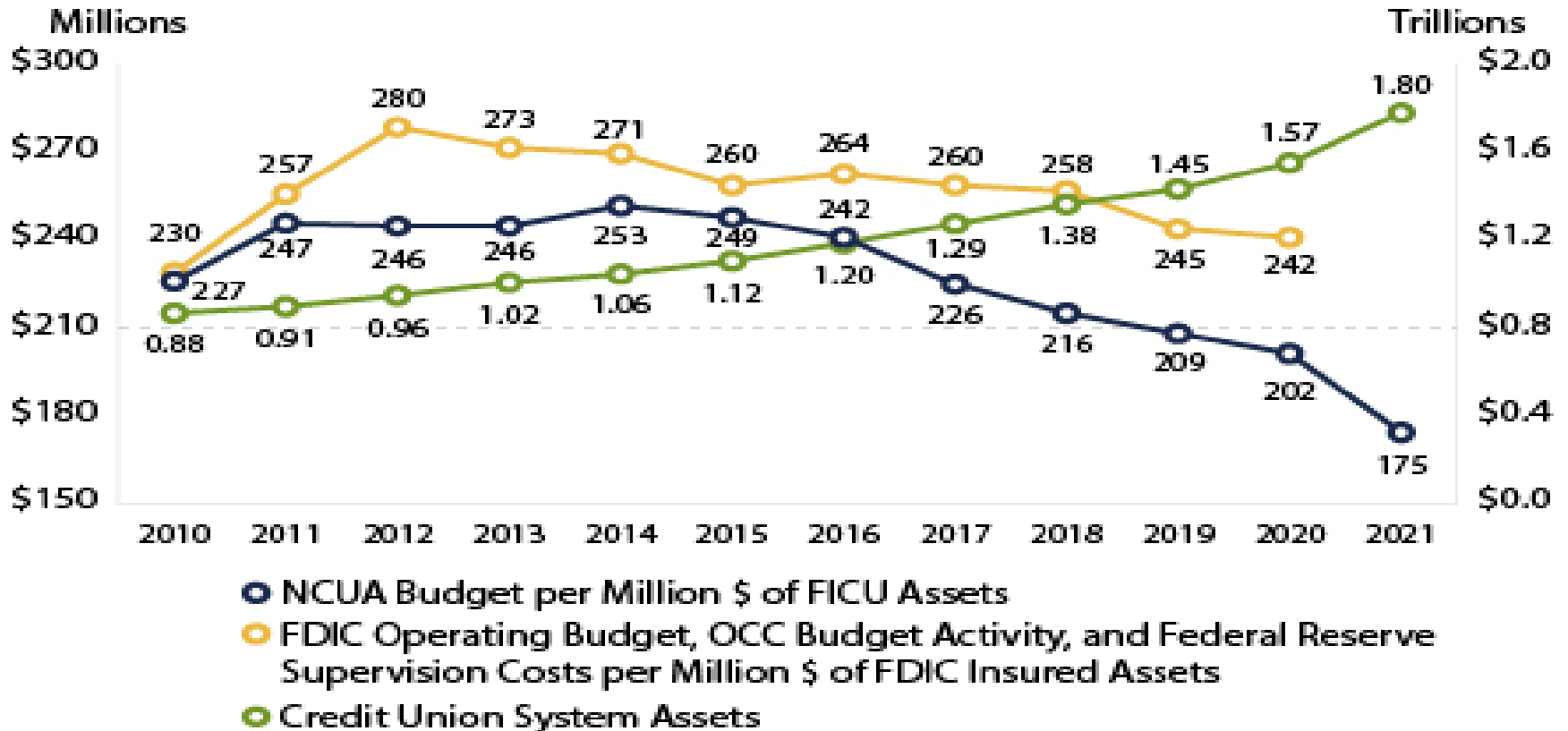
- Total 2021 Budget growth is consistent with recent trends and below the historic average:



Budget Trends

- As a share of Credit Union system assets, the NCUA's Operating Budget continues to decrease:

NCUA Budget per Million Dollars of FICU Assets



(NCUA budget (blue line) is a decreasing share of FICU assets (green line))

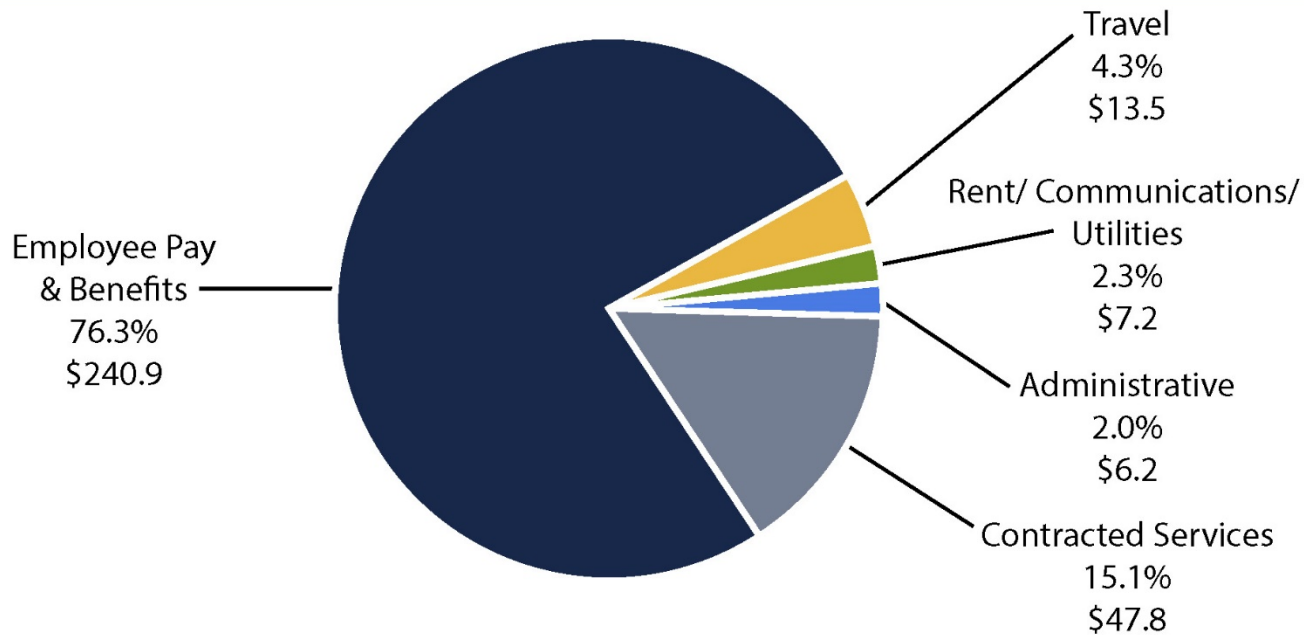
NCUA Workforce

- As shown on the previous slide, the 2021 budget supports 1,191 full-time equivalent (FTE) positions for 2021, an increase of five FTE from the 2020 authorized level of 1,186:
 - One new consumer compliance officer within OCFP.
 - One new financial literacy specialist within OCFP.
 - One new senior credit specialist within E&I.
 - Two new executive positions to support emerging priorities.
- Within this staffing level, the NCUA will also adjust its internal allocations by eight positions to address other emergent issues:
 - Five new positions within ONES to support the additional large credit unions that will come under ONES supervision.
 - Two new positions within OCIO to support the increasing complexity of the agency's IT systems, networks, and applications.
 - One new position within E&I to support additional risk management actions.
- Like any government agency, the NCUA manages its changing workload within its overall authorized budgetary and FTE resource levels.

2021 Operating Budget

(\$ millions)	2020 Board Approved Budget	2021 Draft Budget	\$ Change	% Change
Budget	\$315.9	\$315.6	-\$0.3	-0.1%
Positions	1,185	1,191	5	0.4%

2021 Operating Budget (in Millions of Dollars)



Operating Budget: Pay and Benefits

(\$ millions)	2020	2021	Change 2020 to 2021	% Change 2021
Salaries	\$162.5	\$168.0	\$5.5	3.4%
Benefits	68.8	72.9	4.1	6.0%
Total	\$231.3	\$240.9	\$9.6	4.1%

- Pay and benefits costs account for over 76 percent of the NCUA budget
- Increases in required federal retirement fund contributions account for approximately \$2.3 million, or 0.7 percent, of pay and benefits growth.
 - Other personnel benefits include mandatory employer contributions for Social Security, Medicare, health insurance, and workers compensation
- Increases to employee pay are required by law to “*maintain comparability with other federal bank regulatory agencies*” (Federal Credit Union Act)
 - In total, salary budgets increase 3.4 percent, reflecting the combined effect of merit and locality pay increases.

Operating Budget: Travel

(\$ millions)	2020	2021	Change 2020 to 2021	% Change 2021
Budget	\$27.4	\$13.5	-\$13.9	-50.7%

- 2021 Travel is lower than 2020 in anticipation of extended pandemic-related travel restrictions.
- 2021 Travel spending will be supplemented by unspent 2020 travel funds.
- In 2021 all NCUA examiners – who make up two thirds of the agency workforce – will be trained to use the new MERIT examination system.

Operating Budget: Rent, Communications, Utilities

(\$ millions)	2020	2021	Change 2020 to 2021	% Change 2021
Budget	\$8.2	\$7.2	-\$1.0	-12.6%

- The Rent, Communications, and Utilities budget pays for the cost of the NCUA's infrastructure and business operations. Major categories include:
 - Telecommunications (phone, networks, internet)
 - Office utilities and postage
 - Space rental for:
 - Western Regional Office in Tempe, AZ
 - Temporary spaces for large meetings and conferences

Operating Budget: Administrative Services

(\$ millions)	2020	2021	Change 2020 to 2021	% Change 2021
Budget	\$5.6	\$6.2	\$0.6	9.8%

- The Administrative Services budget pays for costs of ongoing operations such as supplies, recruitment and advertising, shipping, printing, Federal Financial Institutions Examination Council (FFIEC) fees, and employee relocations.
- The budget increases largely because employee relocations in 2020 were paid for using unspent funds from prior year budgets. The 2021 budget includes \$750,000 for employee relocations next year.

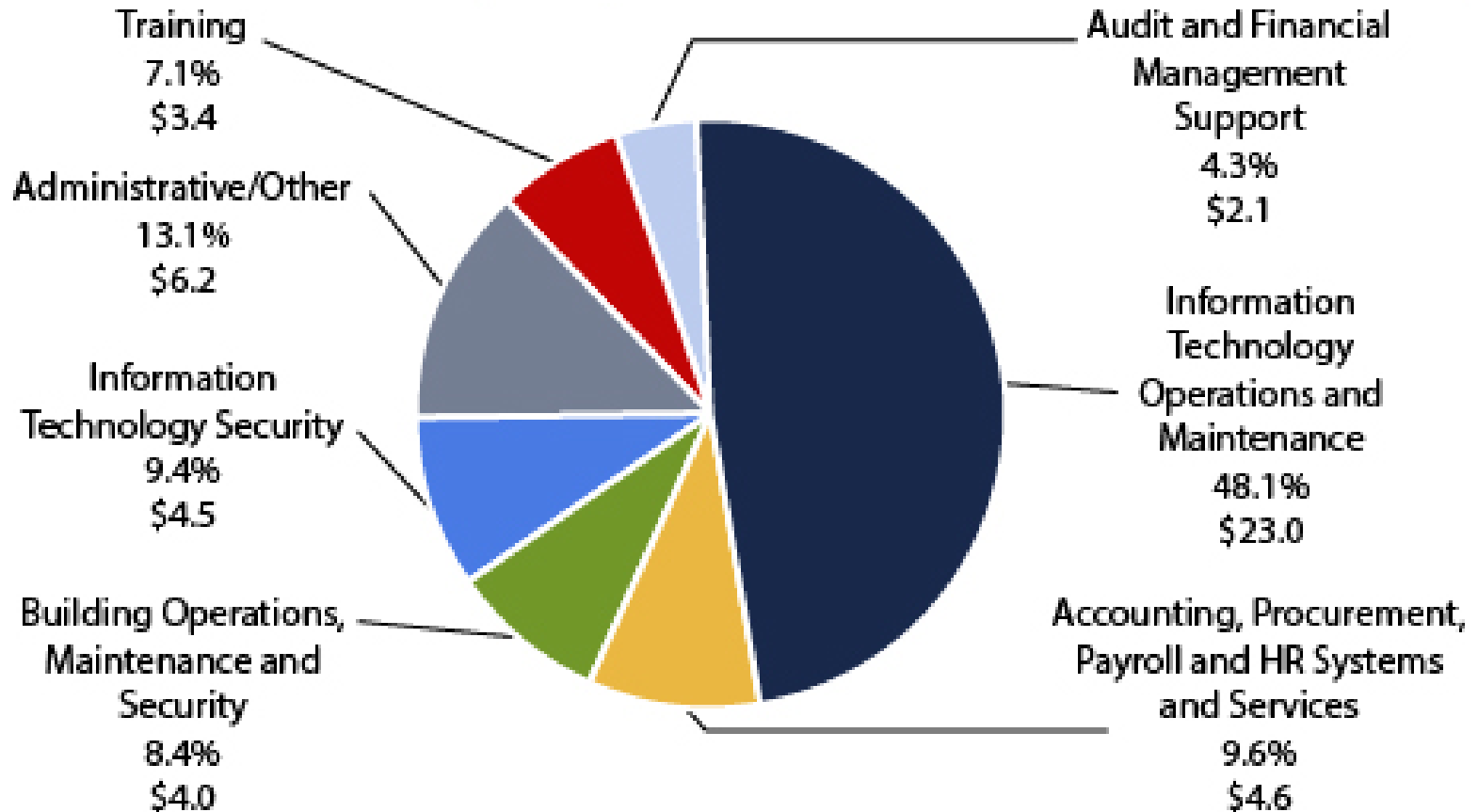
Operating Budget: Contracted Services

(\$ millions)	2020	2021	Change 2020 to 2021	% Change 2021
Budget	\$43.3	\$47.8	\$4.5	10.3%

- Recurring contract support includes:
 - Support for IT enterprise architecture and modernization, as well as ongoing operations and maintenance costs for legacy and new systems
 - On-going examiner training requirements
 - Shared service agreements for accounting, human resources, and travel systems
 - Human capital support
 - Building physical security and IT information security program

Operating Budget: Contracted Services

2021 Contracted Services Budget by Category (in Millions of Dollars)



Operating Budget: Contracted Services

- Major programs within the Contracted Services budget include:
 - Information Technology (IT) Operations and Maintenance (48 percent): the NCUA contracts for IT network support, help desk services, and other systems support.
 - Administrative Support and Other Services (13 percent): the NCUA relies on contract support for various operational, technical, and legal expertise.
 - Accounting, Procurement, Payroll, and Human Resources Systems (10 percent): the NCUA contracts for back-office support functions such as financial management services, human resources technology, and payroll services.
 - Building Operations, Maintenance, and Security (8 percent): the NCUA utilizes contract services to operate, maintain, and secure its facilities.
 - IT Security (9 percent): the NCUA's IT security program aims to strengthen cybersecurity and ensure compliance with the Federal Information System Management Act.
 - Training (7 percent): Credit Union examiners attend extensive training annually, much of which is delivered utilizing contract support.
 - Audit and Financial Management Support (4 percent): The NCUA Office of Inspector General contracts with an accounting firm to conduct the annual audit of the agency's four permanent funds.

Operating Budget: Use of Unspent 2020 Funds

- The NCUA projects that at least \$18.3 million budgeted for 2020 travel and operating expenses will not be spent as planned.
- Through November, approximately \$7.9 million was used for:
 - COVID-19 related expenses (\$3.1 million)
 - Central Office renovations (\$2.6 million)
 - Accrued employee leave payout (\$2.2 million)
- The remaining \$10.4 million will be used to offset 2021 needs:
 - Travel costs not included in the 2021 Operating Budget (\$5.8 million)
 - Retire the Central Office note in 2020 (\$3.7 million)
 - Anticipated 2021 COVID-19 related expenses (\$0.9 million)

2021 Capital Budget

(\$ thousands)	2020	2021	Change 2020 to 2021	% Change 2021
Information Technology Software development	\$20,902	\$11,968	-\$8,934	-42.7%
Other Information Technology Investments	2,650	5,627	2,977	112.3%
Capital Building Improvements and Repairs	1,524	1,250	-274	-18.0%
Total	\$25,076	\$18,845	-\$6,321	-24.8%

- Information Technology investments
 - The agency’s Information Technology Policy Council oversees the recommended IT software development investments.
- NCUA-owned facility investments
 - Central Office HVAC replacement and Southern Regional Office improvements.
 - The NCUA board approved using unspent 2020 travel funds to pay for Central Office renovations, reducing the 2021 capital budget by \$3 million.

2021 Capital Budget

- The capital budget includes \$18.8 million for 12 discrete projects. The largest share is for developing MERIT and other IT investments.

	2021 Budget
IT software development investments	
Examination and Supervision Solution and Infrastructure Hosting (MERIT)	\$7,388,000
Enterprise Central Data Repository	1,626,000
Enterprise Data Program	350,000
NCUA Website Development	100,000
Performance Management System Replacement	154,000
Continuous Diagnostic Mitigation (CDM)	900,000
Microsoft Office M365 Implementation	1,450,000
Other Information technology investments	
Enterprise Laptop Lease	807,000
IT Infrastructure, Platform and Security Refresh	3,870,000
Refresh VoIP Phone System	950,000
Capital building improvements and repairs	
Central Office HVAC System Replacement	500,000
Austin, TX Office Building Improvements	750,000
Grand Total, Capital Projects	\$18,845,000

- More detailed descriptions are available in the budget justification.

2021 Share Insurance Fund Administrative Budget

(\$ millions)	2020	2021	Change 2020 to 2021	% Change 2021
Budget*	\$6.5	\$8.1	\$1.6	24.6%
Positions	5	5	---	---%

- Funds the direct costs of Share Insurance Fund (SIF) administration and management.
- Supports the NCUA Guarantee Notes (NGN) program and the Corporate System Resolution Program (CSRP).

* 2021 technical assumptions for cost growth (e.g., salary and benefits inflation, travel, etc.) are identical to the Operating Budget. In 2021, the NCUA will conduct its own analyses of large credit unions stress test results.

2021 Share Insurance Fund Administrative Budget

Category (\$ thousands)	2020	2021	\$ Change	% Change
Salaries and Benefits	\$1,470	\$1,500	\$30	2.0%
Travel and Training	79	79	---	0.0%
NGN support	2,689	2,484	-205	-7.6%
SIF Direct Expenses	2,212	4,035	1,823	82.4%
TOTAL	\$6,450	\$8,098	\$1,648	25.6%

Operating Fee

- **In July, the NCUA Board proposed changes to how the agency calculated the Operating Fee charged to Federal Credit Unions:**
 - Exclude PPP loans from total assets.
 - Compute total assets as an average of the previous four quarters' Call Report data.
 - Include the budget for capital projects and miscellaneous revenues in the total amount subject to the OTR.
 - Make various other technical and conforming adjustments.
- **The 2021 Operating Fee will be based on the Board's final decision about the changes after considering comments from the public.**

Financing the NCUA Programs

2021 Distribution of Operating Budget Costs




Share of Operating Budget covered by:	FCUs	FISCOs
FCU Operating Fee	37.7%	0.0%
OTR x Percent of Insured Shares	31.3% (62.3% x 0.3%)	31.0% (62.3% x 9.7%)
TOTAL	69.0%	31.0%

Budget Resources

Key NCUA Budget and Supplementary Materials: <https://www.ncua.gov/about/budget-strategic-planning/budget-supplementary-materials>

- Budget Proposals and Presentations
- Budget Justifications
- Line Item Budget Detail
- Budget FAQs
- Operating Fees
- Overhead Transfer Rate analyses
- Budget-related Board Action Memoranda

An official website of the United States government [Newsroom](#) | [Español](#) | [Contact Us](#) | [Site map](#)

 National Credit Union Administration

[Locate a credit union](#) | [Research a credit union](#)

[About](#) > [Regulation & Supervision](#) > [Analysis](#) > [Support Services](#) > [Consumers](#) > [COVID-19](#) >

[ACCESS](#) >

[NCUA.gov](#) / [About NCUA](#) / [Budget and Strategic Planning](#)

NCUA Budget and Supplementary Materials

The NCUA regulates, charters and supervises all federal credit unions and insures members' deposits in all federally insured credit unions to the limits of federal law. Each year, the NCUA Board considers and approves a budget to support these activities.

The NCUA is committed to providing transparency about the agency's budget. The agency uses zero-based budgeting where every projected expense is justified. Below you will find materials related to previous budgets, including budget summaries, fact sheets, and information on the overhead transfer rate and operating fee. You will also find information describing historical trends related to the agency's budget.

Year(s)	Budget Documents	Proposed Budget Documents
2021 - 2022	N/A	<ul style="list-style-type: none">• 2021/2022 Budget Justification
2020 - 2021	<ul style="list-style-type: none">• 2020/2021 Budget Board Action Memorandum• 2020/2021 Budget Justification• 2020/2021 Line Item Budget• 2020 Overhead Transfer Rate Summary	<ul style="list-style-type: none">• 2020/2021 Budget Presentation• 2020/2021 Budget Justification• 2020/2021 Budget Comments

Federal Register and Public Comments

As required by law, the draft Budget Justification was published in the *Federal Register* on November 19, 2020:

<https://www.federalregister.gov/documents/2020/11/19/2020-25546/the-ncua-staff-draft-2021-2022-budget-justification>

- The public may submit written comments on the draft Budget Justification by emailing: BudgetComments@ncua.gov Include on the subject line: “Comments on the NCUA Draft 2021-2022 Budget Justification.”
- Due date for written comments is Friday, December 11, 2020.



FEDERAL REGISTER

The Daily Journal of the United States Government



Notice

The NCUA Staff Draft 2021-2022 Budget Justification

A Notice by the National Credit Union Administration on 11/19/2020

PUBLISHED DOCUMENT		DOCUMENT DETAILS	
	Start Printed Page 74090	Printed version: PDF	
	AGENCY: National Credit Union Administration (NCUA).	Publication Date: 11/19/2020	
	ACTION: Notice.	Agency: National Credit Union Administration	
	SUMMARY: The NCUA's draft, "detailed business-type budget" is being made available for public review as required by federal statute. The proposed resources will finance the agency's annual operations and capital projects, both of which are necessary for the agency to accomplish its mission. The briefing schedule and comment instructions are included in the supplementary information section.	Dates: Requests to deliver a statement at the budget briefing must be received on or before November 20, 2020. Written statements and presentations for those scheduled to appear at the budget briefing must be received on or before 5 p.m. Eastern, November 30, 2020.	
	DATES: Requests to deliver a statement at the budget briefing must be received on or	Document Type: Notice	Document Citation: 85 FR 74090

Office Contact

Please contact my office with questions or comments.

Eugene Schied
Chief Financial Officer

eschied@ncua.gov

(703) 518-1631

<https://www.ncua.gov/files/publications/budget/budget-justification-proposed-2021-2022.pdf>



APPENDIX

2021 Operating Budget Categories

Budget Category (\$ Thousands)	2020 Board Approved Budget	2021 Recommendation	\$ Change	% Change
Employee Pay	\$162,513	\$167,978	\$5,465	3.4%
Employee Benefits	68,798	72,916	4,118	6.0%
Total Compensation	231,311	240,894	9,583	4.1%
Travel	27,379	13,490	-13,889	-50.7%
Rent/Comm./Utilities	8,232	7,194	-1,038	-12.6%
Administrative	5,630	6,182	552	9.8%
Contracted Services	43,331	47,807	4,476	10.3%
Total, Operating Budget	\$315,883	\$315,567	-\$316	-0.1%

The NCUA: Four Revolving Funds

1. Operating Fund

Per the Federal Credit Union Act, the management of the Administration is vested in the National Credit Union Administration (NCUA) Board. The Board approves the Operating Fund budget to pay the expenses necessary to carry out its responsibilities under the Act.

2. Share Insurance Fund

The National Credit Union Share Insurance Fund is the federal fund created by Congress in 1970 to insure member's deposits in federally insured credit unions.

3. Central Liquidity Fund

The CLF is a mixed ownership government corporation created to improve the general financial stability of credit unions by serving as a liquidity lender to credit unions experiencing unusual or unexpected liquidity shortfalls.

4. Community Development Revolving Loan Fund (appropriated)

The Community Development Revolving Loan Fund provides grants and loans to low-income designated credit unions.

Budget Background

- **Calendar Year versus Government Fiscal Year**
 - The NCUA operates on a calendar year
 - Budgets and financial reporting coincide with calendar year
 - The Board proposed changing the basis for calculating the Operating Fee to a four-quarter average of total assets.
 - The NCU Share Insurance Fund 1% deposit assessments are based on previous December 31 year-end balance of insured shares
- **Budget submissions to Congress**
 - NCUA's calendar year budgets are converted to the federal government's fiscal year

Budget Background

Funds Presented in the FY 2021 President's Budget Appendix:

- Operating Fund
- National Credit Union Share Insurance Fund
- Central Liquidity Facility
- Community Development Revolving Loan Program

Document location:

https://www.whitehouse.gov/wp-content/uploads/2020/02/oia_fy21.pdf

OTHER INDEPENDENT AGENCIES

National Credit Union Administration
Federal Funds

1295

Employment Summary

Identification code 413-3500-0-1-506	2019 actual	2020 est.	2021 est.
1001 Direct civilian full-time equivalent employment	12	12	12

NATIONAL CREDIT UNION ADMINISTRATION

Federal Funds OPERATING FUND

Program and Financing (in millions of dollars)

Identification code 025-4056-0-3-373	2019 actual	2020 est.	2021 est.
Obligations by program activity:			
0001 Safety and Soundness	189	224	226
0003 Regulation and Consumer Protection	27	31	31
0004 Mission support	91	82	83
0005 Office of Inspector General	4	4	4
0900 Total new obligations, unexpired accounts	311	341	344
Budgetary resources:			
Unobligated balance:			
1000 Unobligated balance brought forward, Oct 1	114	100	97
Budget authority:			
Spending authority from offsetting collections, mandatory:			
1000 Collected	319	338	345
1001 Change in uncollected payments, Federal sources	-22		
1050 Spending auth from offsetting collections, mand (total)	297	338	345
1930 Total budgetary resources available	411	438	442
Memorandum (non-add) entries:			
1941 Unexpired unobligated balance, end of year	100	97	90
Change in obligated balance:			
Unpaid obligations:			
3000 Unpaid obligations, brought forward, Oct 1	50	50	23
3010 New obligations, unexpired accounts	311	341	344
3020 Outlays (gross)	-311	-378	-355
3050 Unpaid obligations, end of year	50	23	12
Uncollected payments:			
3060 Uncollected pymts, Fed sources, brought forward, Oct 1	-50	-28	-28
3070 Change in uncollected pymts, Fed sources, unexpired	22		
3090 Uncollected pymts, Fed sources, end of year	-28	-28	-28
Memorandum (non-add) entries:			
3100 Obligated balance, start of year	8	30	-5
3200 Obligated balance, end of year	30	-5	-16

for the purpose of promoting thrift and creating a source of credit for members. As of September 30, 2019, there were 3,321 federally-chartered credit unions with total assets of more than \$795 billion.

NCUA, through its Operating Fund, conducts activities prescribed by the Federal Credit Union Act of 1934, which include: 1) chartering new Federal credit unions; 2) approving field of membership applications of Federal credit unions; 3) promulgating regulations and providing guidance; 4) performing regulatory compliance and safety and soundness examinations; 5) implementing and administering enforcement actions, such as prohibition orders, orders to cease and desist, orders of conservatorship and orders of liquidation; and 6) administering the National Credit Union Share Insurance Fund (SIF), which provides insurance to Federal credit unions (FCUs) and federally-insured state-chartered credit unions (FISCUs).

To better demonstrate how the NCUA's budget is used to achieve its strategic goals, the Operating Fund's obligations by program activity are presented in the same categories shown in the 2020 Budget. Amounts shown for "Safety and Soundness" correspond to programs that contribute to the NCUA's goal to "Ensure a Safe and Sound Credit Union System." Amounts shown for "Regulation and Consumer Protection" correspond to programs that contribute to the NCUA's goal to "Provide a Regulatory Framework that is Transparent, Efficient, and Improves Customer Access." Amounts shown for "Mission Support" correspond to programs that contribute to the NCUA's goal to "Maximize Organizational Performance to Enable Mission Success."

NCUA funds its activities through operating fees levied on all FCUs, and through reimbursements from the SIF, which is funded by FCUs and FISCUs.

Object Classification (in millions of dollars)

Identification code 025-4056-0-3-373	2019 actual	2020 est.	2021 est.
11.1 Reimbursable obligations: Personnel compensation: Full-time permanent	152	161	163
11.9 Total personnel compensation	152	161	163
12.1 Civilian personnel benefits	60	65	66
21.0 Travel and transportation of persons	23	25	25
23.2 Rental payments to others	3	3	3
23.3 Communications, utilities, and miscellaneous charges	6	6	6
25.2 Other services from non-Federal sources	44	57	57
25.3 Other goods and services from Federal sources	6	6	6
25.4 Operation and maintenance of facilities	5	6	6
28.0 Supplies and materials	4	4	4
31.0 Equipment	8	8	8
99.9 Total new obligations, unexpired accounts	311	341	344

.....